

**NEW  
SMOOTHER**

**MILDEW RESISTANT**

**CERAMIC FORTIFIED**

# GUARANTEED EXTREME

**DRYLOK EXTREME** is the *Next Generation* in waterproof coatings. This smooth waterproof paint is perfect for the most demanding conditions. Wherever water and masonry meet... **DRYLOK EXTREME** will waterproof, protect and beautify.

Ideal for interior, exterior, above or below grade masonry walls, basement walls, retaining walls, foundations, landscape walls, cinder blocks, concrete blocks, bare concrete swimming pools, stucco and brick.

**DRYLOK EXTREME** is ceramic fortified for the ultimate in waterproof protection. Specially formulated to resist mildew growth on the dry paint film. Stops 12 psi, that's greater than a wall of water 26 feet high! Features a fully transferable 15-year warranty. Passes ASTM D-7088 Resistance to Hydrostatic Pressure and ASTM D-6904 Resistance to Wind Driven Rain.




**READY-MIXED**



**White**

**CUSTOM TINT COLORS**



**Beige**  
C-0Y8, L-0Y20, R-0Y2




**Blue**  
D-0Y4, E-0Y40




**Buttercup**  
AX-0Y16




**Gray**  
B-1Y16, C-0Y28




**Mint Green**  
AX-0Y4, D-0Y4, L-0Y4



**Platinum**  
B-0Y8



**Sand**  
C-0Y8, L-0Y4



**Slate Blue**  
E-0Y4, L-0Y4



**Soft Pink**  
C-0Y4, R-0Y8

**NOTE:** Custom Tint Formulas shown represent Nuance System. Use alkali-proof universal tinting colorants. Use only 50% of color normally recommended. Do not use more than 2 fl.oz. of colorant per gallon.

*These chips have been reproduced as accurately as possible in process color lithography.*



**BASEMENT WALLS**      **SWIMMING POOLS**



**RETAINING WALLS**      **BUILDING EXTERIORS**



## APPLICATION GUIDE & COLOR CARD



Order #80040


www.ugl.com

L107





## Before You Begin



Check and repair leaky gutters and downspouts.



Be sure to fix blocked drainage pipes and improper grading.



Clean masonry surfaces thoroughly with a wire brush.



Efflorescence (Salt-like deposits)



Clean efflorescence with an etch solution.



Patch all holes and cracks with DRYLOK Fast Plug.



Seal floor/wall joints with DRYLOK Fast Plug.



Apply DRYLOK EXTREME with a good quality nylon bristle brush.

## What Is Causing The Water Seepage?

Whenever you discover wetness on interior masonry walls, find out what is causing the seepage problem.

Check for leaky gutters and downspouts, blocked drainage pipes, improper grading or ruts that direct water towards your foundation.

For best waterproofing results, correct all of these problems before applying DRYLOK EXTREME Masonry Waterproofer.

## Is It Seepage Or Condensation?




Tightly tape a piece of aluminum foil.

Make this simple test: Tape a 12" x 12" piece of aluminum foil tightly on all four edges to an interior basement wall. Remove it after several days. If the wall side of the foil is wet, you have seepage and need to apply DRYLOK. If the room side is wet, it's condensation. Remember, both problems can occur at the same time. For condensation, use a dehumidifier.

## How DRYLOK® Works.

DRYLOK EXTREME Ordinary Paint



DRYLOK EXTREME Masonry Waterproofer penetrates tiny pores in the surface and bonds itself to the masonry to act as an integral barrier to stop water seepage. Ordinary paint only adheres to the surface and oncoming water pressure can force it off.

## Prepare The Surface.

May be applied on slightly damp surfaces, but best results are obtained when applied over dry surfaces. For best waterproofing results, wait for a dry (rain-free) period. Surface must be clean and free from dirt, dust, grease, oil, form release compound or paint. DRYLOK is not warranted when used over previously painted surfaces or on horizontal surfaces. DRYLOK EXTREME may be applied over surface previously painted with Latex Base DRYLOK Masonry Waterproofer or Oil Base DRYLOK Masonry Waterproofer.

EFFLORESCENCE, a white, powdery, crystal-like deposit visible on the masonry surface, must be removed. DRYLOK ETCH (liquid or powder formula) or muriatic acid, used according to manufacturer's directions, are effective efflorescence removal agents. Re-apply acid until all visible efflorescence is gone. Rinse thoroughly and allow to dry.

## Patch & Seal The Surface.

Patch all holes or cracks, especially the floor/wall joint with DRYLOK® FAST PLUG® or a fast setting hydraulic cement, and smooth the patch evenly with the surface around it.

**Hint:** Dampen the area to be patched with water. This prevents the masonry surface from drawing moisture out of the Fast Plug and creates a stronger patch area.

**WARNING!** If you scrape, sand, or remove old paint, you may release lead dust. LEAD IS TOXIC. EXPOSURE TO LEAD DUST CAN CAUSE SERIOUS ILLNESS, SUCH AS BRAIN DAMAGE, ESPECIALLY IN CHILDREN. PREGNANT WOMEN SHOULD ALSO AVOID EXPOSURE. Wear a NIOSH-approved respirator to control lead exposure. Clean up carefully with a HEPA vacuum and a wet mop. Before you start, find out how to protect yourself and your family by contacting the National Lead Information Hotline at 1-800-424-LEAD or log on to [www.epa.gov/lead](http://www.epa.gov/lead).

## Apply

Stir thoroughly before and during application. DO NOT THIN. Air and surface temperatures must be 50°F, or higher. Apply DRYLOK directly on bare masonry at a rate of 75-100 square feet per gallon. Apply first coat with a DRYLOK BRUSH or good quality nylon bristle brush, working the WATERPROOFER into the pores of the masonry. Apply 2 coats.



Apply the second coat with a brush or masonry roller.

Dries to the touch in 2 hours. Allow to dry 3 hours between coats. The second coat may be applied by brush, roller or spray. Spray specs are available on our web site at [www.ugl.com](http://www.ugl.com). When painting the inside of concrete fish ponds, allow DRYLOK EXTREME MASONRY WATERPROOFER to dry at least one week before putting into service.

**Important:** After applying the second coat of DRYLOK EXTREME MASONRY WATERPROOFER, carefully inspect the entire wall surface for any pin holes in the waterproof coating. Any affected area should be painted with an additional coat to ensure satisfactory waterproofing results.

**Clean up:** Use warm, soapy water.

**Tinting:** Use alkali-proof universal colorants. Use only 50% of color recommended. Do not use more than 2 fl. oz. of colorant per gallon.

**\*WARRANTY:** DRYLOK® EXTREME MASONRY WATERPROOFER, when applied according to directions on a properly prepared bare masonry surface, except when leaks are due to cracking of the surface or recurring efflorescence, is warranted to provide a waterproof coating for fifteen (15) years from date of sale or we will refund the cost of the DRYLOK.

